

media arts teachers association



## NEWS DIGEST

**STUDENT SPOTLIGHT - MARY-ELIZABETH BOATEY • CAPITAL REGION MEDIA ARTS FESTIVAL •  
NYSSA-MEDIA ARTS - SUMMER 2021 • JOB OPENING FOR A MEDIA ARTS TEACHER •  
REEL EXPOSURE 2021 - THE EVENT • NEW YORK ALLIANCE FILM FESTIVAL •  
• ROD SERLING FILM FESTIVAL 2021 • MAYDAY 1971 RAW**



*Never Give Up, 2021*

Mary-Elizabeth Boatey



**“NYSMATA is a wonderful resource for teachers of the media arts in New York State.”**

*Mary C. Daley, Executive Director, New York State Summer Institutes at New York State Education Department (ret.)*

### **LEADERSHIP TEAM**

**Stephen Honicki** (Co-President / News Digest Editor)

[stephen.honicki.nysmata@gmail.com](mailto:stephen.honicki.nysmata@gmail.com)

**Robyn Talbot-Howard** (Co-President)

[robyn.talbot@gmail.com](mailto:robyn.talbot@gmail.com)

**Tim Sutton** (Vice-President)

[tsutton@woodstockdayschool.org](mailto:tsutton@woodstockdayschool.org)

**Claudia Abate** (Secretary)

[cabate@mtplcsd.org](mailto:cabate@mtplcsd.org)

**Christine Bunt** (Treasurer)

**Domenic Licata** (Communications Specialist)

**Stephanie Palazeke** (Communications Specialist)

**Margaret Mealia** (Co-President Emeriti)

[mealia.mata@gmail.com](mailto:mealia.mata@gmail.com)

**Michael Witsch** (Co-President Emeriti)

### **REGIONAL DIRECTORS**

**Elizabeth Randell** (Western NY)  
[ERandell@tona.wnyric.org](mailto:ERandell@tona.wnyric.org)

**Michael Witsch** (Lower Hudson)  
[mjwitsch@optonline.net](mailto:mjwitsch@optonline.net)

**TBA** (Central NY)

**Doug Hodges** (Long Island)  
[ddhodges@gmail.com](mailto:ddhodges@gmail.com)

**TBA** (Capital)

**TBA** (NYC)


## **Greetings NYSMATA Members!**

Warm temperatures and the bright colors of Spring are providing a brief respite from the drag we all feel at the end of the school year - especially one in the era of Covid! Our students are utilizing their skills that have been honed throughout the school year, creating work that illustrates their resilience and perseverance.

As I work to create my millionth Google Slideshow of the year, I find myself also exhibiting these qualities. I have had to push myself to teach just about everything in a new and different manner. While I'd love to rely on just one old lesson for a change, I decided to celebrate my new body of lessons for approaching my content in new and exciting ways. I'm using more resources, collaborating with colleagues, and talking to my students more about how they like to learn. I'm incorporating questions my students have about Media Arts and creating new opportunities for us ALL to experiment and explore.

As I open my classroom windows for fresh air, I feel it in my student's work as well. I have to focus on the positive because the alternative is just too dark and overbearing. It's not the easiest choice, sometimes, but I know my students are looking to me as an example. Wishing you all the best and many more days of open windows to come.

**Robyn**



*Never Give Up ,2021*

# media artist cover interview - mary-elizabeth boatey

---

**How did you go about “constructing” your photograph, that is being showcased on the NYSMATA News Digest cover?**

*The artistic process for most of my photographs predominantly includes a sort of impulsive spark. I tend to just pull out my camera whenever I see an admirable physical trait or texture. I base off most of my photos on my family and how modern events have affected our experiences in the real world, causing them to bear the misfortune of being forced into modeling for me!*

*In light of the many recent protests and found fault with multiple governing systems, I wanted to capture a photo representing such events and hardships that many in our community go through.*

**What do you wish to accomplish in your work as a media artist?**

*I wish to portray the worry and suffering as well as serving as a call to action for many in our modern society. I strive to be able to tell a story with my work and spread awareness to important issues.*

**Besides photography, are there any other art disciplines that you are actively involved with?**

*I have a passion for digital art that has been developing for longer than my interest in photography, but I've found that these two digital art styles can compliment each other and has the potential to make some incredible pieces.*

**How has the COVID-19 pandemic challenged or changed your work as an artist?**

*The amount of time i've spent on my artistic interests now cannot compare to before the pandemic. Quarantine has given me so much time and opportunity to fine tune my art style as also serving as a form of therapy during such a hard and confusing time.*

**What do you see as your great accomplishment(s) thus far in your life?**

*One of the greatest accomplishments thus far has to be this community that I've managed to solidify myself in with so many amazing instructors and peers at my high school.*


**Who are artists that inspire you?**

*I greatly admire Janine Niépce, French photographer and journalist, for her many notable works having to do with the coverage of various resistance movements including the Woman's Liberation Movement in the 1970s.*

**Tell me something I'd be surprised to know about you?**

*I have two fluffy guinea pigs!*

Mary-Elizabeth Boatey is a sophomore at John Jay High School. She enjoys photography because of the ability to capture emotion and tell a story in a single image. In her spare time, she likes to draw pictures and make jewelry. She took both of these photos in her basement around Christmas time, mainly because she wanted to be able to show her classmates pictures of her family in a unique and meaningful way. She enjoys the artwork of the late Janine Niépce mainly due to her coverage of women's liberation movement in the 1970's. As Mary has also been inspired by the protests and marches that have occurred in the last year, the photo “Never Give Up” tries to symbolize it in her own way.







Two Faced, 2021

### notes from a teacher:

*This is my first year working with Mary-Elizabeth, though we met last year when I mounted her photographs she submitted to our regional Scholastic show under our school's Sculpture teacher. I was excited to see her name on my roster this year as I knew she had a natural sense of composition and narrative. I never predicted that this unassuming sophomore would sweep every award program she participated in, and raise the bar of excellence in her Studio-in-Art Photo Media class.*

*Every marking period I give each class the assignment: "5 Cool Pics." Their only mission is to submit 5 interesting images that can or cannot be tied to one another, and they must be shot within the parameters of each marking period. Mary's first group was a portrait shoot she did on her guinea pigs in Central Park. The following quarter she asked if she could submit some "other" work she was doing - her amazing digital art. The thing about Mary is that she is self-taught.*

*Her compositions, sense of color, and storytelling are all products of this sensitive young woman who watches everything and everyone. In the tenth grade Mary has already won National Scholastic Silver AND Gold medals, and most recently she won first place in a nationally juried high school photography competition based out of the Hudson Valley's Art Effect. I feel honored and lucky to work with such a powerhouse who soaks up every comment, suggestion, skill, and experience.*

**Robyn Talbot-Howard**





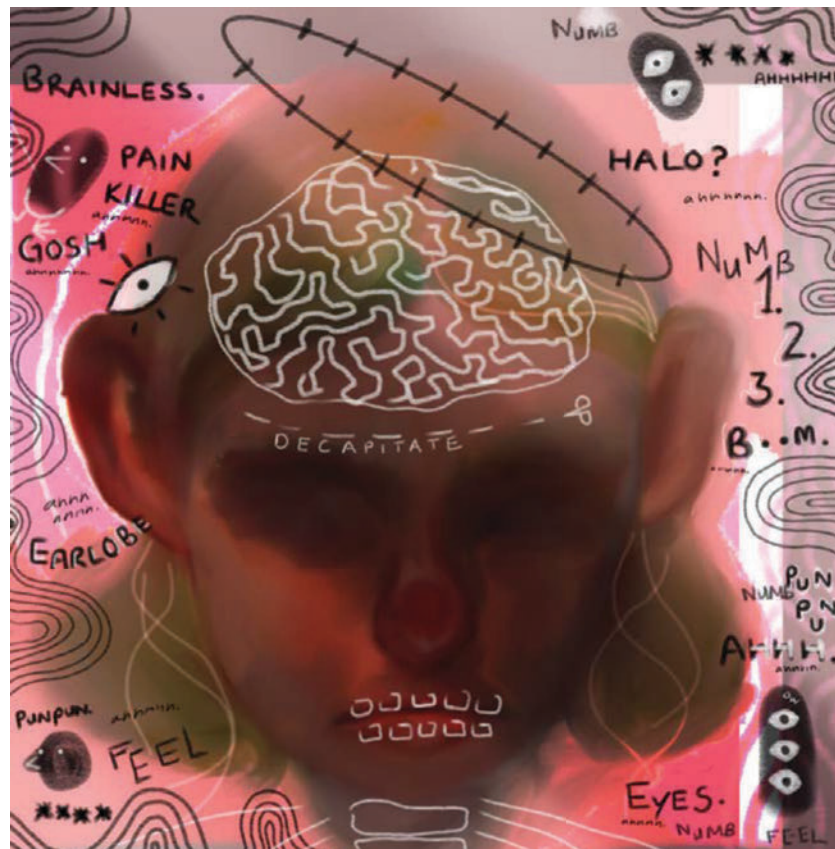
*Hope*, 2021

# media artist cover artist - mary-elizabeth boatey

---



Grasp, 2021



Are You OK?, 2021





Rue, 2021

## THE 2021 ULSTER COUNTY YOUTH FILM FESTIVAL

These were the best 'pandemic' films selected by the 2021 UCYFF submission team to be screened on April 16th, 2021. UCYFF does not own this footage and has no right to use this material for monetization purposes.



Aspiring young filmmaker, **Monte Chetkof**, a student at the Woodstock Day School, organized a youth film festival to publicize students' voices on the theme of the "pandemic" as part of his senior project.

Here is the link to the YouTube channel where the selected films can be seen:

<https://youtu.be/tPD88af9Las>



More on this exciting project - including an interview with the student coordinator in **NEXT MONTH'S** issue!



# CAPITAL REGION MEDIA ARTS FESTIVAL 2021

Dear Artists, Families and Educators,

I would like to thank you all for your support of the Visual and Media Arts programs at your High School. This Capital Region Media Arts Festival is a tribute to the many talents and contributions of the students and dedicated teachers in the Capital Region. Teachers and Students have persevered through the school year to not only create artwork, but to achieve a level of creativity that is to be commended and celebrated.

The collection of artwork we will be reviewing this evening is a combined effort of 18 school districts that submitted 182 pieces of artwork. Every school selected 12 images for Photography and Graphic Design and up to 15 minutes of film. The judges selected outstanding works to receive awards in the Film, Graphic Design and Photography genre. The judges are art educators and artists; Elissa Ebersold, George Dirolf and Ray Felix who selected the work for awards. I cannot thank them enough for taking time to review the work and select work. All the judges commented on the strength of the work and the maturity in the imagery.

I would like to thank Stephanie Palazeke for working on the website for the virtual exhibition and supporting our efforts to use this exhibition to celebrate the student's achievements.

A special thank you also goes out to Steve Honicki, from The New York State Media Arts Teachers Association. Steve organized and uploaded all the films for the event.


On behalf of The Capital Area Art Supervisors, New York State Media Arts Teachers Association and Region 6 New York State Art Teachers Association, Congratulations to all who participated in the 2021 Capital Region Media Arts Festival.

**Melanie A. Painter**  
Art Supervisor  
Bethlehem Central Schools

Check out the "Virtual" Capital Region's Media Arts Festival  
(hosted by Bethlehem High School) from 2021.

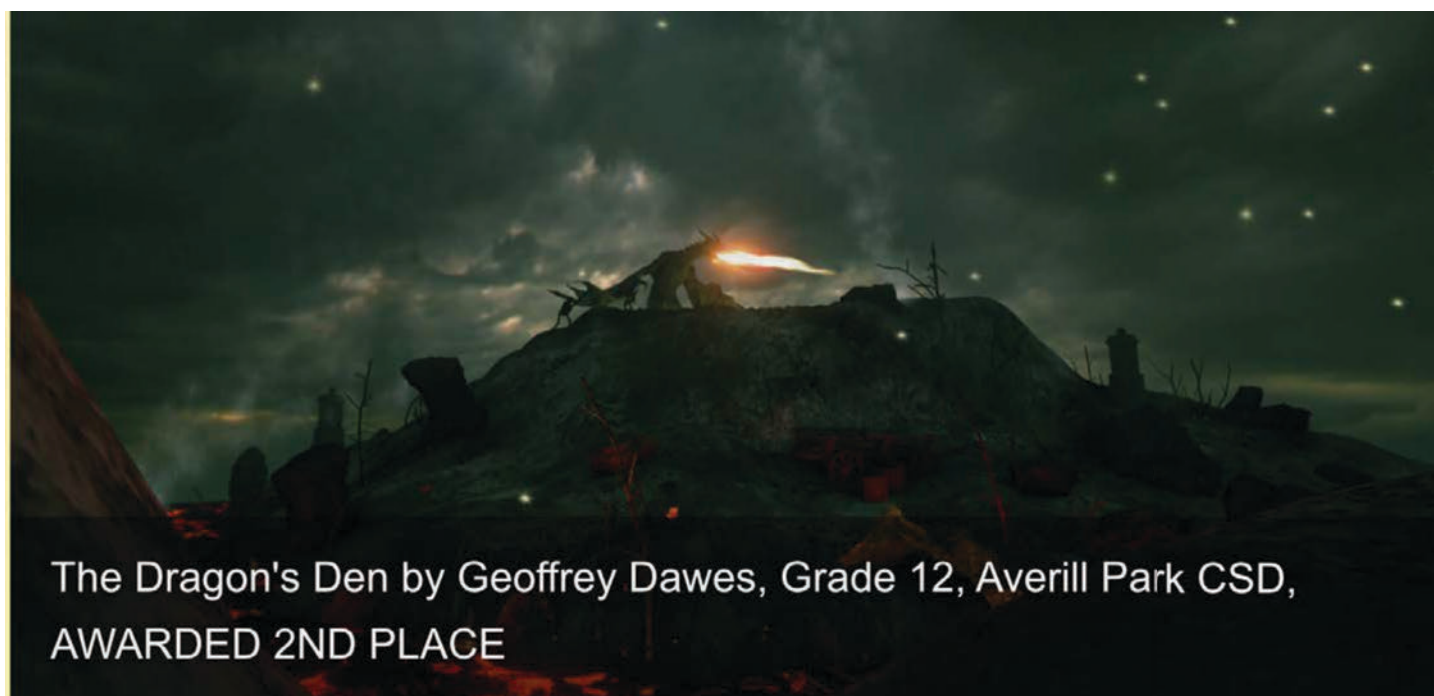
<https://capitalregionmediaartsfestival2021.weebly.com/>

Website constructed by  
**Stephanie Palazeke**  
(Niskayuna High School)



# NYSMATA event - regional media arts shows & festivals

## CAPITAL REGION MEDIA ARTS FESTIVAL 2021 - SELECTION OF JURORS' SELECTIONS





# ABSTRACTION



The World of Blue Paper by Alta Pirigy, Grade 10, Niskayuna CSD, AWARDED 1ST PLACE



## NYSMATA event - regional media arts shows & festivals

### THE HUMAN FIGURE/PORTRAITURE



Untitled by Hannah LaPointe, Grade 11, Shenendehowa CSD,  
AWARDED 3rd Place



Identity Crisis by Bria Labella,  
Grade 12, North Colonie CSD,  
AWARDED 1ST PLACE



A Flipped World by Leo DeCarlo, Grade 12, Niskayuna CSD



# NYSMATA event - regional media arts shows & festivals



Florescence by Pallavi Datta, Grade 10, Niskayuna CSD, AWARDED HONORABLE MENTION



Whirlwind by Luccabella Hotaling, Grade 11, Shenendehowa CSD, AWARDED 2ND PLACE

## DIGITAL ILLUSTRATION



Female Warriors by Helen Shen, Grade 12, Emma Willard, AWARDED 2ND PLACE



Spillages by Justine Basco, Grade 10, Albany CSD





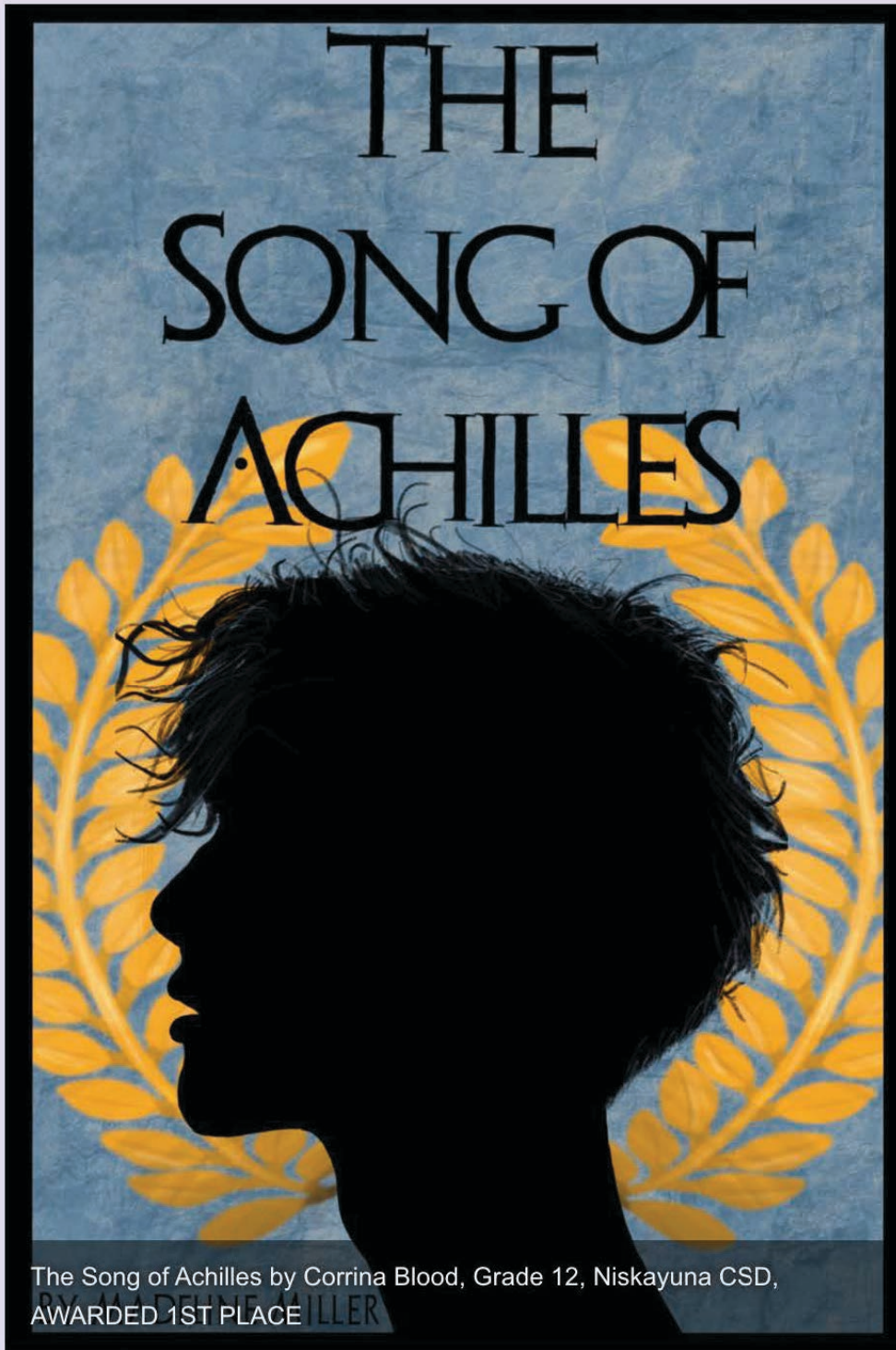
## DIGITAL ILLUSTRATION



Glass Festival by Jessie Reed, Grade 12, Niskayuna CSD, AWARDED 1ST PLACE



MAGAZINES, BOOKS, AND PRODUCT PACKAGING



The Song of Achilles by Corrina Blood, Grade 12, Niskayuna CSD,  
AWARDED 1ST PLACE  
BY MADEIRA MILLER

## NYSMATA event - regional media arts shows & festivals

SPECIAL NOTE: LINK TO SUBMITTED VIDEOS CAN BE FOUND ON THE "CAPTIAL REGION MEDIA ARTS FESTIVAL" YouTube CHANNEL.

<https://www.youtube.com/channel/UC9Dyuh7DiEjUZkETuqqgGhA>

### AWARD WINNING NARRATIVE DRAMA

Bianca Bevevino, Shenendehowa CSD



### AWARD WINNING NARRATIVE: ACTION/MYSTERY/HORROR

Ayisha Aboubacar, Shenendehowa CSD





## NYSMATA event - regional media arts shows & festivals

SPECIAL NOTE: LINK TO SUBMITTED VIDEOS CAN BE FOUND ON THE "CAPTIAL REGION MEDIA ARTS FESTIVAL" YouTube CHANNEL.

<https://www.youtube.com/channel/UC9Dyuh7DiEjUZkETuqqgGhA>

### AWARD WINNING PUBLIC SERVICE ANNOUNCEMENTS

Ciara Bullington, North Colonie CSD



### AWARD WINNING EXPERIMENTAL VIDEO ART

Mya Noe Aung, Albany CSD



## NYSMATA event - regional media arts shows & festivals

---

### AWARD WINNING MUSIC VIDEO

Mario Haase, Niskayuna CSD



### AWARD WINNING COMPUTER BASED ANIMATION

Amanda Diamond, Guilderland CSD



**SPECIAL NOTE: LINK TO SUBMITTED VIDEOS CAN BE FOUND ON THE "CAPTIAL REGION MEDIA ARTS FESTIVAL" YouTube CHANNEL.**

**<https://www.youtube.com/channel/UC9Dyuh7DiEjUZkETuqqgGhA>**



## HOW DID **YOUR REGION** PREPARE FOR THIS YEAR'S MEDIA ARTS SHOWS / FESTIVAL IN YOUR REGION?

With the pandemic changing the way instruction is delivered, how did YOUR REGION celebrate the media art works from your students?

- Did your region do a live virtual event or just a view-only website?
- Did you have a keynote speaker?
- How did you adjudicate your students' media artworks?
- Did you have a virtual awards ceremony?
- What other creative ways did your region continue this annual event?
- 

## **WE WOULD LIKE TO KNOW!**

Please share your thoughts with Co-Presidents:

Stephen Honicki

[stephen.honicki.nysmata@gmail.com](mailto:stephen.honicki.nysmata@gmail.com)

OR

Robyn Talbot

[robyn.talbot@wcsdny.org](mailto:robyn.talbot@wcsdny.org)

**AND MOST IMPORTANTLY, PLEASE SHARE YOUR STUDENTS' WORK FROM YOUR REGION WITH THE ORGANIZATION, IN ORDER FOR US TO SHOWCASE THE WORK THAT YOU AND YOUR STUDENTS ARE CREATING DURING THESE EXTRAORDINARY TIMES. THANK YOU!**



# THE ROD SERLING FILM FESTIVAL



The 2021 Rod Serling Film Festival is open! WSKG is accepting submissions from K-12 students through May 28, 2021. [Entrants must use the online submission form.](#)

The Festival is held in honor of Rod Serling and his work, which has had a lasting influence on the television industry and media creation. The Festival seeks to inspire the next generation of filmmakers.

Be sure to [visit the main Festival page](#) to learn more and to view winning films from previous years!

### [Learning Standards](#)

Judging Rubric | [Grades 6-12](#)

### [Resources](#)

Questions? Contact [jstapleton@wskg.org](mailto:jstapleton@wskg.org)

For further information check out the WSBK website at <https://wskg.org/education/rod-serling-film-festival-2016-2/>

***The Rod Serling Film Festival and WSBK have been a strong supporter of NYSMATA and its mission. Please consider participating in this year's festival if you have not done so in the past.***





## WHAT AN AMAZING EVENT!!!

The Art Effect recently held the **9th Annual Reel Exposure International Teen Film and Photo Festival**. The event was viewed by more than 1200 people from 11 different countries. Truly a global event!

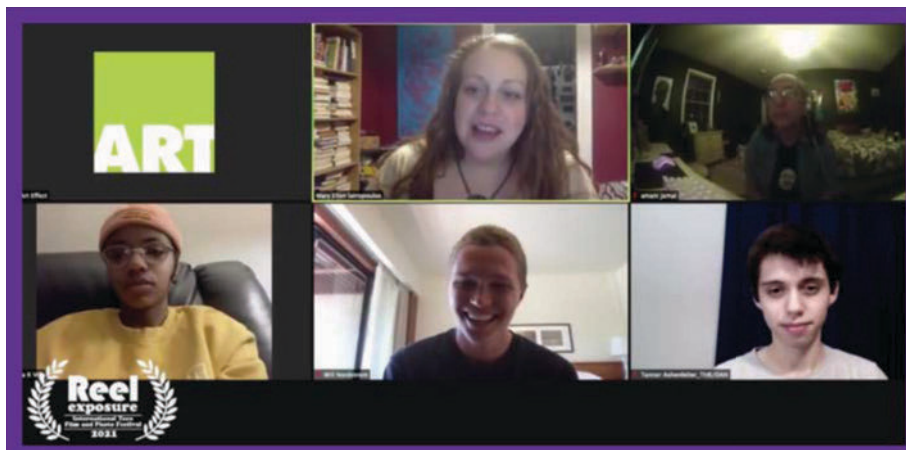
Following the awards ceremony on Friday night, many of the winners were able to join our hosts Mary Ellen Iatropoulos and Naajia Villa on Zoom a live Q&A session.

A special thank you to Ava Bounds (Film – Players), Will Nordstrom (Film – The Puppet), Amani Jones (Photo – I love you) and Tanner Ashenfelter (Photo – Blame it on me) for participating in the Q&A from across the globe including the UK, Hawaii, Kansas and New York!

It was an honor to be able to share the work produced by these talented, young filmmakers and photographers with an international audience.

A virtual artist talk with "Reel Exposure" youth photographers Olive Harrington and Caitlin Mooney, and youth filmmakers Eli Erliner and Noah Lipsitz (Reel Exposure's 2021 Film Audience Award winner) was held on April 24, 2021 where they discussed the inspiration behind their artwork.

CONGRATULATIONS to all participants *and* **THE ART EFFECT** for making this unique opportunity to student photographers and filmmakers around the world.



## The Audience Choice Awards for Best Film and Photo go to:



Lifeline  
by Noah Lipsitz



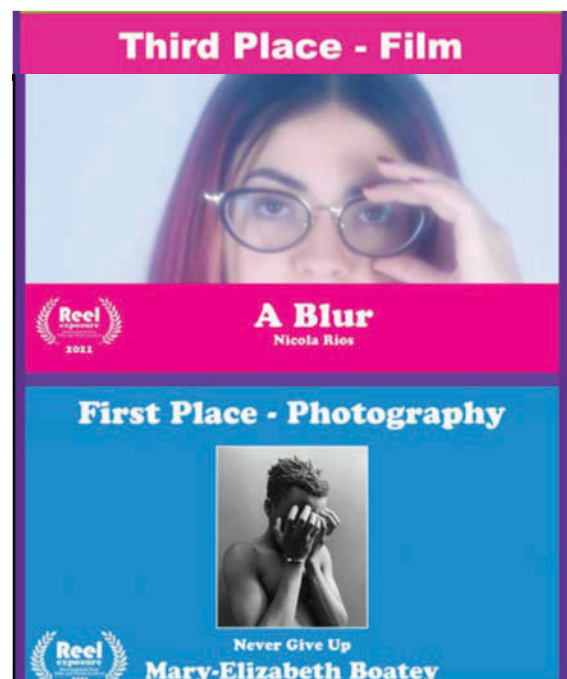
Floridian Green Anole  
by Alexis Barr

Congratulations! The two winners will each receive \$100!

All the films and photos from the festival will be available for viewing until May 13 at the Trolley Barn Gallery, 489 Main St. Poughkeepsie.

Click here to view the virtual photography exhibition: <https://www.artsteps.com/embed/60525d8f7fd624516b4474a2/560/315>

Click here to view the film festival : [https://www.youtube.com/channel/UCYGOLdErnzDuKZQ5nCfK\\_Xw/videos](https://www.youtube.com/channel/UCYGOLdErnzDuKZQ5nCfK_Xw/videos)





## student spotlight - reel exposure 2021- international teen film & photo festival

**Second Place - Photography**



Blame It on Me  
**Tanner Ashenfelter**

**Reel exposure**

**Third Place - Photography**



I Love You  
**Amani Jamal**

**Reel exposure**

**Thank you again for participating and voting!**

Stay in touch with The Art Effect.  
Sign up for our monthly newsletter [here](#)  
or our new text alert system [here](#).

Reel Exposure is made possible, in part, through funding from the New York State Council on the Arts, Vassar Brothers Institute Donor Advised Fund of the Community Foundations of the Hudson Valley, the National Endowment for the Arts and the Millman Harris Foundation.



#feelthearteffect  
[thearteffect.org](http://thearteffect.org)



## Reel Exposure International Teen Film and Photography Festival

Reel Exposure Film & Photo Festival features photography and youth-produced short films – animations, documentaries, dramas, horror, and comedies – created by talented young artists from across the world.

Reel Exposure encompasses all of The Art Effect's goals: to encourage youth creativity, to invigorate our local community through the arts, and to showcase the incredible work done by this next generation of media-makers.

**Photography Exhibition – Now Through May 13**

**Trolley Barn Gallery | 489 Main St. Poughkeepsie, NY  
Wednesday – Friday 2–5pm, Saturday 12–4pm**

Click here to view the virtual photography exhibition: <https://www.artsteps.com/embed/60525d8f7fd624516b4474a2/560/315>

Click here to view the film festival : [https://www.youtube.com/channel/UCYGOLdErnzDuKZQ5nCfK\\_Xw/videos](https://www.youtube.com/channel/UCYGOLdErnzDuKZQ5nCfK_Xw/videos)




Inspired by the amazing photographs and films young artists around the world are creating? Please consider donating to The Art Effect to help support the youth arts programming taking place in the Hudson Valley right now! [Click here](#) to donate today.


## student opportunity - new york state summer school of the arts - media arts



VIRTUAL SUMMER 2021



Solomon Nagler, Notes On Gesture, 2007



Sherwin Guy + Lynne Loo, "Newsprint" and "At the Academy"



WORKSHOP No. 2 : Handmade Films



FILMS MADE IN NATURE, 2010



Lunch Break on the Xerox Machine, Marile Losier, 16mm, b&w, sound, 3 ...



WORKSHOP no. 1: GIF to Video Animation Demo

**THE SCHOOL OF MEDIA ARTS** will include a 5-week long series of consecutive live-streamed meetings and asynchronous screenings / workshops on the tools, techniques, and critical concepts of multi-disciplinary media arts, including animation, sound art, 16mm handmade films, video and photography. In contrast to the in-person Media Arts program – the virtual summer program marries these disciplines into one multi-media, multi-disciplinary media arts class.

This pedagogical approach builds on the 2020 virtual version of the program and provides students with the opportunity to investigate new mediums and explore the ways that media arts practice is not fixed in any singular medium or concept. Media artists often work with questions of visual composition in animation, photography and film/video, and take into consideration how sound can articulate images or story, and vice versa.

Working together as one class creates a sense of community so important to the online learning environment. The program is founded on the ideas that students make work and explore the creative and technical elements of media arts in a serious and inclusive environment. **The summer 2021 program is FREE of charge and open to any current New York State high school student. Tentative dates are June 28 - July 30, 2021.**

In addition to creating original projects through workshops, students are exposed to a wide range of media art discourse through critiques, lectures and screenings, and virtual Visiting Artists. These experiences are invariably reflected in the sophisticated work that the students complete at NYSSA.

The online program is designed to give students space to grow artistically, make meaningful connections with new people and complex ideas, and prepare singular portfolios that stand out for their range and depth of work. The summer program culminates in a virtual Final Show that can be shared with family, friends, teachers and the state-wide and national media arts community.



# student opportunity - new york state summer school of the arts - media arts

---

**The summer 2021 program is tuition-free. All applicants will be considered. Although not required, students are encouraged to commit to the program once they are accepted.**

Watch the 2020 Virtual Media Arts Final Show Reel here: <https://vimeo.com/457921806>

For additional information on the 2021 NYSSSA Media Arts program, please email: [nysssamediaarts@gmail.com](mailto:nysssamediaarts@gmail.com) (Artistic Director Ghen Dennis)

For further information and applications, visit:

<http://www.oce.nysed.gov/nysssa>



## About the School of Media Arts

Our goal is to develop each student's creative process. All students work on the creation of personal, meaningful, increasingly complex artistic statements. We are interested in ideas, curiosity, discovery, critique, and the discipline of engaged creative exploration.

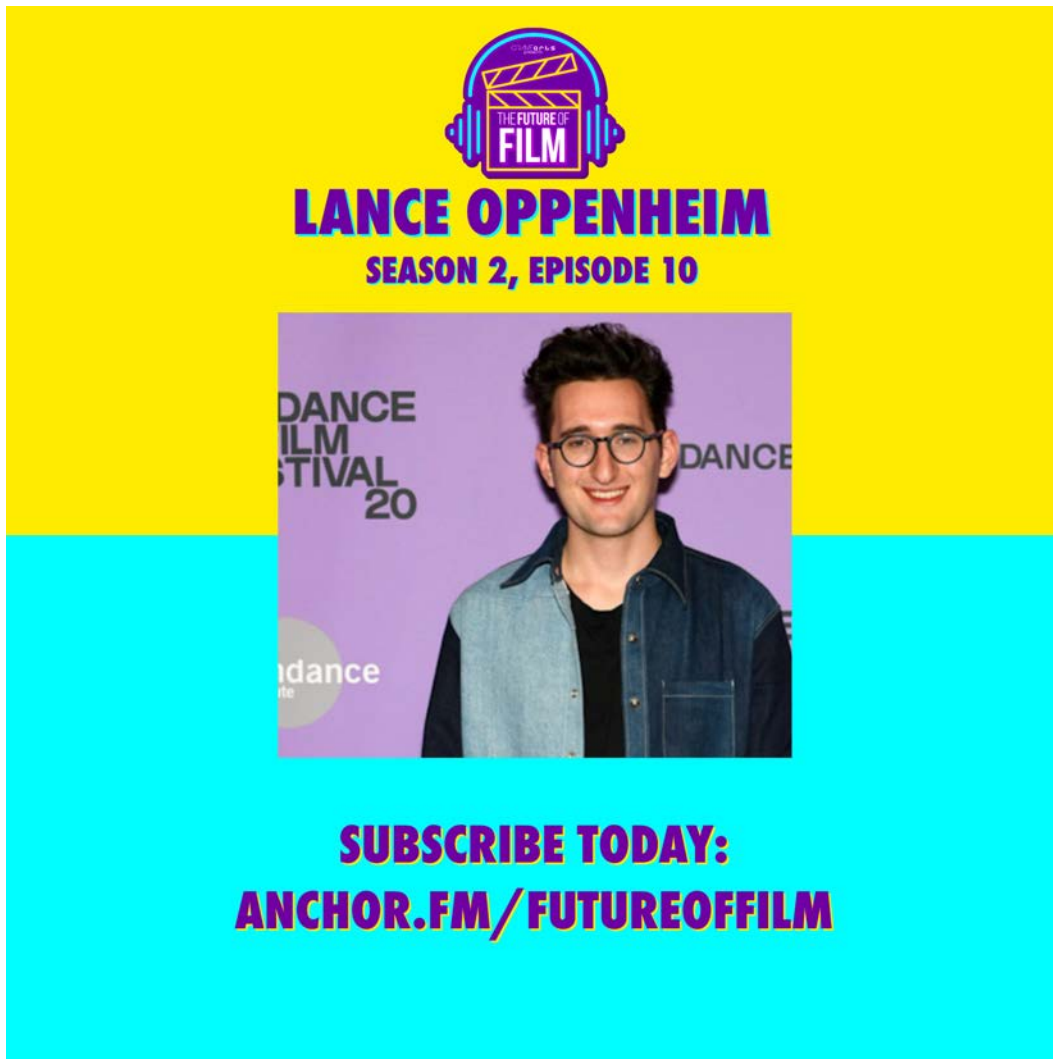
With extensive viewings and discussions of work, each class includes a strong foundation in the history of its medium. All classes teach fundamental, formal, esthetic principals. Classes also involve extensive teaching of the technical skills associated with each individual discipline. The first 2 1/2 weeks are generally spent learning foundations, history, technical skills, and completing assigned exercises. The last week and 1/2 is spent developing and finishing individual final projects.

Free your imagination and be part of an inspiring adventure in the cutting-edge fields of video, filmmaking, photography, electronic sound art, or computer graphic arts in the School of Media Arts. We will require your intense focus, motivation, and commitment in this program. Your reward will be exciting and challenging classes, work sessions, critiques, lectures, field trips, and presentations by visiting artists.

While the curriculum stresses creative production, it is not exclusively goal-oriented. Exploration, experimentation, and discovery are key elements. The process - an awareness of the avenues of discovery and stimulating detours - is as important as product.

Ghen Zando Dennis, a nationally known media artist, is the Artistic Director of the School. She has assembled an outstanding faculty for the program.

[Click here for course descriptions.](#)



**LANCE OPPENHEIM**  
SEASON 2, EPISODE 10

**SUBSCRIBE TODAY:**  
**ANCHOR.FM/FUTUREOFFILM**

### **FUTURE OF FILM: LANCE OPPENHEIM**

**We knew that Lance Oppenheim was a gifted storyteller from the moment his first submissions arrived in 2014. His two documentaries that year, “The Dogmatic” and “Quicksand” illuminated a remarkably grounded and resonant cinematic voice - a voice capable of harnessing the inherent emotional weight of his subjects regardless of their topical diversity. Both docs leave considerable scars on the viewer, at times delicately intimate, at others, exposed and invading, but regardless of their tone, consistent in leaving their mark in ways not easily shaken.**

**His ability to create a coercive atmosphere through imagery and score elevated his early work to a level unmatched by his peers. The dichotomy of his thematic presentation provided a treasure chest of depth, seamlessly pivoting from tenderness to brutality, from personal to universal, from subtle to profound, often without any overt insinuation of subtext. Lance welcomes the abstract, a**



## student spotlight - lance oppenheim

---

**brave choice for such a young storyteller, and his willingness to employ elements of experimentation steals the show in welcome ways. This fearlessness also pervades his subject matter - Lance will go there, unafraid, wide-eyed and open minded, no matter how dangerous or personal a story may be. He is brave in his quest to capture and share... his stories live and breathe, and they are terrifying and comforting in their ability to accurately and honestly communicate experience.**

**In Lance's films, action and intimacy coexist in harmony - with tension and tenderness colliding in compelling ways. This is documentary filmmaking at its most engaging in every aspect: the invigorating edit, the dynamic moods, the visionary approach to direction... You watch his films with a lump in your throat and a wild, beating heart but always with something overwhelming and unraveling within. Indeed his films leave scars, marks that will linger like a part of you for a long time...**

**Watching Lance's talents mature is inspiring, but certainly not unexpected. His impressive resume now includes several New York Times Op-Docs and most recently a Sundance Film Festival Official Selection produced by Darren Aronovsky and the New York Times. Oh yes, our alumni have arrived and the world is taking notice!**

**For more info: [www.lanceoppenheim.com](http://www.lanceoppenheim.com)**

**SUBSCRIBE TODAY**



**<http://wavve.link/futureoffilm>**

**CHECK OUT SOME GREAT RESOURCES AT <https://www.hsfilmfest.com/>**

# NEW YORK ALLIANCE

## Film Festival

For independent schools in New York State

### Online Award Presentation

Friday, June 25th, 2021 at 6pm


Accepting submissions through  
May 14th through June 4th 2021,

In the following categories:

Animation, Experimental, Drama,  
Documentary, Comedy, Mixed Genre,  
Music Video, Horror, Sci-Fi & Fantasy.

Notification date:

June 21st, 2021



Submit Now By Visiting:  
[NYAllianceFilmFest.org](http://NYAllianceFilmFest.org)

Questions?: Email:

[jmcdonald@nyalliancefilmfest.org](mailto:jmcdonald@nyalliancefilmfest.org)





## NEW YORK ALLIANCE FILM FESTIVAL

### 2021 is Online!

The NY Alliance Film Festival (NYAFF) is a festival run by Media Arts teachers in New York State. Hundreds of students from scores of schools all over New York have submitted entries since NYAFF was founded in 2016. For the 2021 school year, NYAFF will screen videos on our website, and the awards presentation will be on Friday evening, June 25. **The final deadline to submit films is June 4, 2021.**

Please forward this email to your Media Arts teacher. Students and teachers can submit films at <https://filmfreeway.com/NYAllianceFilmFestival> (instructions below!)

January 7, 2021 • Opening Date

May 14, 2021 • Early Deadline

June 4, 2021 • Regular Deadline

June 21, 2021 • Notification Date

June 25, 2021 • Event Date

If you have questions, or you are interested in becoming a judge for the festival (see below), or helping plan out the festival, please email us at [JMCDONALD@NYALLIANCEFILMFEST.ORG](mailto:JMCDONALD@NYALLIANCEFILMFEST.ORG)

## NEW YORK ALLIANCE FILM FESTIVAL

### CALL FOR JUDGES

The NY Alliance Film Festival is a festival run by teachers in the New York independent school system. We are looking for more teachers, and students, to come on board and help with the judging process of the films.

To be a judge:

- **You must agree to watch a handful of films between June 4th & June 19th.** This can mostly be done digitally, though we will have one screening on Zoom towards the end of the process on Saturday June 19th to determine the screening line-up and winners. We encourage all judges to attend this zoom session, but understand if this is not feasible due to other commitments or location.
- **You must agree to judge films based on pre-determined rubrics.** You may also sign up to help us develop these judging rubrics.

If you are interested in becoming a judge for the festival, or helping plan out the festival, please email us at [JMCDONALD@NYALLIANCEFILMFEST.ORG](mailto:JMCDONALD@NYALLIANCEFILMFEST.ORG)

# student opportunity - new york alliance film festival

---

## INSTRUCTIONS ON HOW TO SUBMIT USING FILMFREEWAY.COM

Filmfreeway.com is like the common app of film festivals.

To sign up and submit projects, follow the steps below

### CREATE AN ACCOUNT:

1. Visit <https://filmfreeway.com/NYAllianceFilmFestival> or click the banners on the NY Alliance webpage at [nyalliancefilmfest.org](http://nyalliancefilmfest.org)
2. Click "Sign Up" and pick whether you want to sign up with your Facebook account, Google account, or use your email.
3. A pop-up screen will appear. Make sure the box for FILMMAKER/SCREENWRITER/ARTIST is selected.

### ADD A PROJECT TO YOUR ACCOUNT:

4. Click on "My Projects" and then "Add a Project"
5. Filmfreeway.com asks every question imaginable that festivals might want to know. If you are going to want your students to submit to other festivals, it's a good idea to have them fill out as much of the information as possible.
6. For the NY Alliance Film Festival, we just need the following information:
  - a. The Project Title
  - b. The runtime (needs to be under 10 minutes)
  - c. Indicate that it's a student project – under specifications, second from the bottom – this is a drop down box and is different than the "film type" where you can also check off student film.
7. Once you've gone through and added all you want to add, click "Save Project".
8. You'll be able to upload your screener. This can be done by uploading the movie file directly to Filmfreeway, or by linking to the film on YouTube or Vimeo. You can even add a password if the film is password protected.

### SUBMIT TO NY ALLIANCE FILM FESTIVAL

9. Go back to the NY Alliance Film Festival page, either by clicking the banners again at [nyalliancefilmfest.org](http://nyalliancefilmfest.org) or by going to <https://filmfreeway.com/festival/NYAllianceFilmFestival>
10. Click the blue "Submit" button.
11. Select the project you want to submit, along with what deadline you are submitting for.
12. Check which category you are entering your film in.
13. Enter in the contact info for the teacher or advisor of the student.
14. If you don't have any other films to enter, click "Add to Cart & Checkout". If you have other films to enter, click "Add to Cart" and then go back to step 1.

### OPTIONS FOR PAYMENT

1. FilmFreeway accepts paypal or credit card.
2. If you want to be able to pay for your students, then you have two options:
  - a. Add all your students projects under one account and submit them, and pay for them all at once.
  - b. Email the NY Alliance Film Festival at [JMCDONALD@NYALLIANCEFILMFEST.ORG](mailto:JMCDONALD@NYALLIANCEFILMFEST.ORG) and request to pay for your students via paypal or by check. We can then supply you with a waiver code so you can have your students submit on FilmFreeway without paying twice.



# job opening

---

EAST ROCKAWAY PUBLIC SCHOOLS

MEDIA ARTS TEACHER

East Rockaway Junior/Senior High School

[443 Ocean Avenue](#)

[East Rockaway, Nassau County, NY 11518](#)

Qualifications:

- New York State Teaching Certification in Educational Technology 7-12 **or Art 7-12 required**
- Experience teaching at the middle and/or high school level preferred
- Exemplary organizational and multi-tasking abilities
- Willingness to participate in extracurricular activities
- Experience with CAD, coding, and robotics is highly desirable
- Ability to teach a wide variety of technology and media arts courses

Starting Date: September 1, 2021

Apply By: May 3, 2021 at [olasjobs.org](https://www.olasjobs.org)

Salary: Salary established by the East Rockaway Teachers Association Contract

Note: Copies of **all** college transcripts (including transfer credits) and certification(s) must be provided with application. Official transcripts required for appointment. Candidates are to apply on OLAS only. Phone calls, faxes and emails will not be considered.

Address Cover Letter to:

Mr. Richard Schaffer, Principal

East Rockaway Jr/Sr High School

[443 Ocean Avenue](#)

[East Rockaway, NY 11518](#)



Mugshot, 2021

Mary-Elizabeth Boatey

# teacher / high-school student resource - mayday 1971

## MAYDAY 1971 RAW

(66 minutes, 1971/2017)

Feel the fervor of 1970s utopian activism! Action-packed, emotionally-charged. 25 young indy filmmakers, with the earliest video cameras, cover the country's largest civil disobedience peace protests from inside. Authentic counter-program from the counter-culture. Rated R: Radical politics, Violence, Language.


<https://vimeo.com/ondemand/MAYDAY1971RAW>



David Cort, Videofreex/Mayday Video  
photo Howard Epstein LNS



In the few days before and after May Day in 1971, 50,000+ protesters from all over the country flooded into Washington DC for massive non-violent actions. Preceded in April by the Vietnam Vets Against the War Operation Dewey Canyon 3 demonstration and a peaceful anti-war march by 500,000 protesters, the Mayday Tribe's courageous civil disobedience strategy was to use the protesters' own bodies to block traffic in key downtown intersections as well as Federal buildings. The Mayday slogan: *If the government won't stop the war, we'll STOP THE GOVERNMENT.*




By Friday May 7, after 2 weeks of cd actions, there were 12,614 arrests (with some protesters arrested multiple times), including a record-setting 7000 arrests in one day on Monday May 3.

<https://vimeo.com/ondemand/MAYDAY1971RAW>

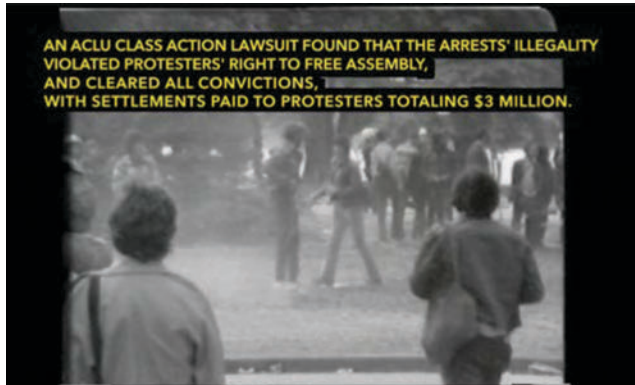




# teacher / high-school student resource - mayday 1971



Without contemporary police-line press prohibitions and without self-consciousness in front of the newly-invented home video camera, the early indy video filmmakers bring viewers directly to the action: behind-the-scenes planning meetings, civil disobedience face-offs, Commie-baiting counter demonstrators, mass and personal arrests, chants, ecstatic dances, guitar- and Frisbee-playing in jail, and a protester even kisses DC Police officers. With a video verité style - black & white, no narrator, wide-angle lens, long takes, lots of moving camera - and fast-paced with many informational titles that provide context to contemporary audiences - the integrity and freshness of the eyewitness footage captivate the viewer.



The Mayday Video crew, who joined together in DC at this mass event, with the radical politics and alternative culture of the early seventies, embody the free-living, consensus-based, collective spirit, but not without off-screen incidents, including the raw videotapes confiscated by one crew-member protesting the group's consensus editorial decisions. The video doc is credited to Mayday Video, which includes the infamous Videofreex from NYC, and many other early Indy media pioneers from NYC, Washington DC, Boston, Amherst MA, Yellow Springs OH, and Baltimore.

The 66-minute 21<sup>st</sup> Century edit was completed by Mayday Video / Videofreex member, award-winning filmmaker Skip Blumberg, with Eddie Becker and Joan Yoshiwara, to restore the original 1971 Mayday Video compilation, adding additional edited footage from restored original raw tapes, and informational titles for contemporary audiences.

Mayday Video pioneer  
Vernard Gray 1971

preview screening 2015



<https://vimeo.com/ondemand/MAYDAY1971RAW>

# teacher / high-school student resource - mayday 1971

---

In addition to the strong message of protest against the war in Vietnam, delineating the main tenets of the People's Peace Treaty, the movie articulates the wide range of other radical political and social issues of the time, such as feminism, economic discrimination, and LGBT, as well as unifying together around a common strategy for peace and collective living.

The historic early video exposes the issues of the last century that have total relevance to today. Besides being thought- and discussion-provoking, it is an energizing, spirited lift from current potential doldrums. The movie provides hope and direction for a positive future, with on-screen evidence that focused, productive popular activism leads to change.

Mayday Video pioneers Eddie Becker and Skip Blumberg at screening / discussion in DC.



CONTACT: [info@Videofreex.com](mailto:info@Videofreex.com)

Mayday Video crew and Rennie Davis are available for in-person appearances at public screenings/discussions.

**MAYDAY 1971 RAW** (66 minutes, 1971 / 2017)

<https://vimeo.com/ondemand/MAYDAY1971RAW>

A Mayday Video and Videofreex presentation

producer, director, and editor: Skip Blumberg

contributing producer/editors: Eddie Becker, Joan Yoshiwara

graphics design: Ellen Kahn TwinArt

web strategy: Elizabeth Santeix amazon pixels, Jeff Mertz

introduction: Rennie Davis

percussion: David Peel & the Lower East Side

featuring: interviews with Rennie Davis and Dr Benjamin Spock; the voices of Mayday Video camera journalists Eddie Becker, Joan Yoshiwara, Maurice "Jake" Jacobson, Parry Teasdale, David Cort, Bob Quinn, Roberto Faenza, Davidson Gigliotti, Grady Watts; and tens of thousands of brave protesters.

original 1971 documentary produced and edited by: Mayday Video

available at Videofreex Archive @ VDB.org

<https://vimeo.com/ondemand/MAYDAY1971RAW>

*THANKS to longtime member, media arts educator, filmmaker and advocate Skip Blumberg for this information*



# MoMA

TEACHER RESOURCES

<https://www.moma.org/magazine/articles/294>

## Dorothea Lange's Pictures of Children

Find a few ways to learn about Lange and photography, for kids ages six and up.

Sarah Meister

Apr 24, 2020



Dorothea Lange. *Child and Her Mother, Wapato, Yakima Valley, Washington. August 1939*

This is a picture of Lois Adolf, who was 10 years old in 1939. Lange made at least eight photographs of Lois and her family while she was working for the United States government documenting the ways in which the aid they were providing helped farmers and others who were struggling during the Great Depression. This was Lange's favorite picture of the group. Imagine if Lois's mother, behind her, was in focus, or not included at all. Lois is grasping barbed wire, with her hands placed carefully between the barbs. What does her expression suggest?

More Resources

The exhibition page for [Dorothea Lange: Words & Pictures](#) includes a [short introductory video](#) and an [audio guide playlist](#). Read excerpts from the MoMA publications [Dorothea Lange: Words & Pictures catalogue](#) (2020) and [Dorothea Lange: Migrant Mother](#) (2018). [Seeing Through Photographs](#), a free online course on Coursera, also explores Migrant Mother and other documentary photographs.

### Entering Your Students' Works – Or Your Own Works, If You're A Student – Into Student Film Festivals



Photo by Razvan Cristea @ focusproduction.ro

**STUDENTFILMMAKERS**

The #1 Educational Resource for Film and Video Makers

"With Today's Rapid Emerging Technologies, We're All Students."

<https://www.studentfilmmakers.com/tips-for-entering-student-film-festivals/>

Written by David Kaminski

On many occasions I have seen very good – and sometimes extraordinary work – created by young, first-time filmmakers that has never been submitted to a festival, nor recognized with an award. At the same time, I have been aware of contests and festivals with very few entries. Clearly, these were missed opportunities.

If you have been thinking lately about entering your students' works – or your own works, if you are a student – in a student film festival, then there is no better time to start than now. Or maybe you haven't started yet, and need a few pointers. Here are five important things to consider.

#### 1. Learn about Festivals

- Go to a student film festival, and see what others are doing.
- Explore student festivals that show the kind of film you want to make.
- Meet like-minded people you might be able to use for crew or cast.
- Make additional friends and contacts along the way so you can always turn to them later for help.
- Gather materials, and study the elements of a good postcard, flyer, poster, or press release.
- Find out how others have managed funding for production, post-production, film festival fees, distribution, and travel expenses.
- See how others have gone about receiving sponsorship or help.
- Learn to be persistent but patient throughout the process.



### 2. The Creative Process and Flexibility

- Consider making one or more shorts rather than a feature.
- Think about working in more than one genre to extend your artistic range, and to reach a new audience.
- Work with a number of different people on other projects to fill out your resume, gain experience, and meet others.
- Do not be afraid to try a number of projects until one is a good fit.
- Consider canceling projects that are going nowhere, especially if you have new and better ideas, or the cost of time and energy of the current project is a drain on you.

### 3. Making a Film that Judges Will Like, and People Will Want to Watch

- Work with a well-conceived story or idea, since you will be working months or years to complete it.
- Make sure to maintain the highest quality production level you can manage, and don't forget the basics (focus, shot composition, audio, lighting, etc.).
- Try to ensure the acting, sets, and locations are the best you can get, or that you use them wisely.
- Create original work with fresh insights and ideas.
- Use original music, or work that is copyright cleared or has a Creative Commons License.
- Attempt your own foley and sound effects when possible (you'll learn a lot about audio), and avoid using those from the internet or your favorite movie.
- Start your film with a strong scene, or make sure it will come in the first 15 to 45 seconds. No judge will suffer through bad material that opens your work.
- Avoid long opening title sequences. Keep them minimal, and in the style of the piece.

### 4. Talk to Your Editor Before You Start

Talk to your editor and the person who will be creating your master copy (DVD or tape) for the festival before your project is in production. Communicating early will help you avoid costly mistakes or problems that cannot be "fixed in post." Here are some things your editor might scold you about if you share some scenes early in the shoot:

- Poor audio: buzzing, background noise, or low dialogue that cannot be understood will be virtually unusable, except for evidence by the FBI.
- Bad focus will always be bad focus.
- Poor lighting requires a lot of effort to fix, and even then, it may not change much.
- Bad composition, framing, high gain, or burning the date and time onto the tape creates an impossible situation.

### 5. Organize, Organize, Organize:

#### Prepare to Send out Your Film 'Before' You Finish

- Make sure you cover all releases, clearances, and negotiations before you start to work.
- Shoot high quality photos of actors, crew, and the process of making the film.

**SUBSCRIBE TO:**

# StudentFilmmakers



MASTERS  
OF PHOTOGRAPHY



Watch free films of these great Masters:  
Cartier-Bresson • Winogrand • Klein • Salgado

<https://mastersof.photography/free-films/>



**WILLIAM KLEIN: IN PICTURES**

In this interview with photographer William Klein, we see a first-ever glimpse behind the scenes at his Paris studio.



**SUSAN MEISELAS**

Acclaimed documentary photographer Susan Meiselas reveals how her iconic image 'Molotov Man' cemented a place in history.



**CINDY SHERMAN**

Watch this video of Cindy Sherman as she describes the arc of her career and her breakthrough work, the 'Complete Untitled Film Stills'.



**THE HITCHCOCK SERIES**

See behind the scenes of David LaChapman's Hitchcock Series as he recreates scenes from the classic movies, North by North West and The Birds.



**NICK KNIGHT: LIGHTING TECHNIQUES**

Nick Knight talks lighting techniques, focusing on how to repurpose an old, clunky theatre spotlight for the studio.



**IN CONVERSATION: SEBASTIÃO SALGADO**

Sebastião Salgado speaks about his career, favourite projects and the personal meaning behind his work.



**DAVID BAILEY: FAME, FASHION, PHOTOS**

David Bailey transformed celebrity and fashion photography, becoming a celebrity himself.



**NOBUYOSHI ARAKI – CONTACTS VOL.2**

Listen to the brilliant Japanese photographer and contemporary artist talk about his creative path.

## ABOUT YR MEDIA



DYNAMIC  
SITE  
HARNESSES  
CREATIVE  
YOUNG  
TALENT TO  
SPEAK  
TRUTH TO  
POWER

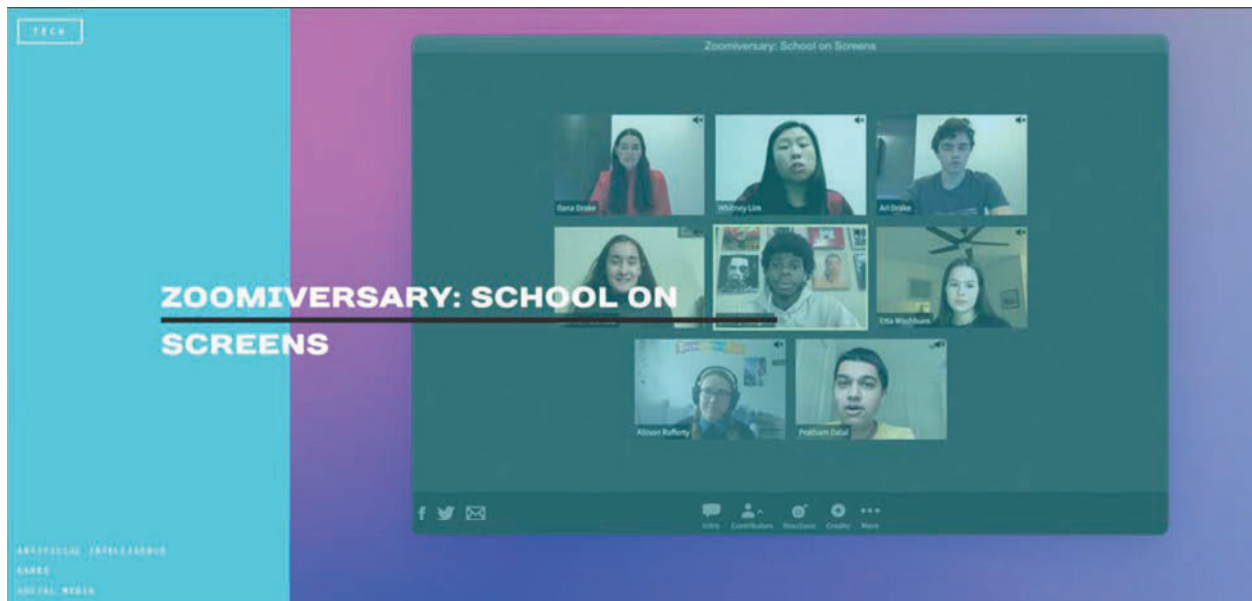
YR Media is a national network of young journalists and artists. They collaborate with their peers around the country and top media professionals to create content that matters.

For 25 years, this non-profit production company has invested in future generations — championing their voices, and those before us — to build critical skills in journalism, arts and media.

If you are a student, a young artist or writer, an activist, a parent, a teacher, or someone who believes in the power of this generation, you are in the right place. Hang out and explore our reporting and creative content on **politics**, **identity** and **rising artists**.

They sometimes link up with outlets like Teen Vogue, NPR, Pandora, and NYTimes to further amplify our work. Over the years, YR Media have won a lot of awards. More humble bragging [here](#).

If you like what you see, you can check out ways to support and join us, at our headquarters in Oakland or as a national correspondent.

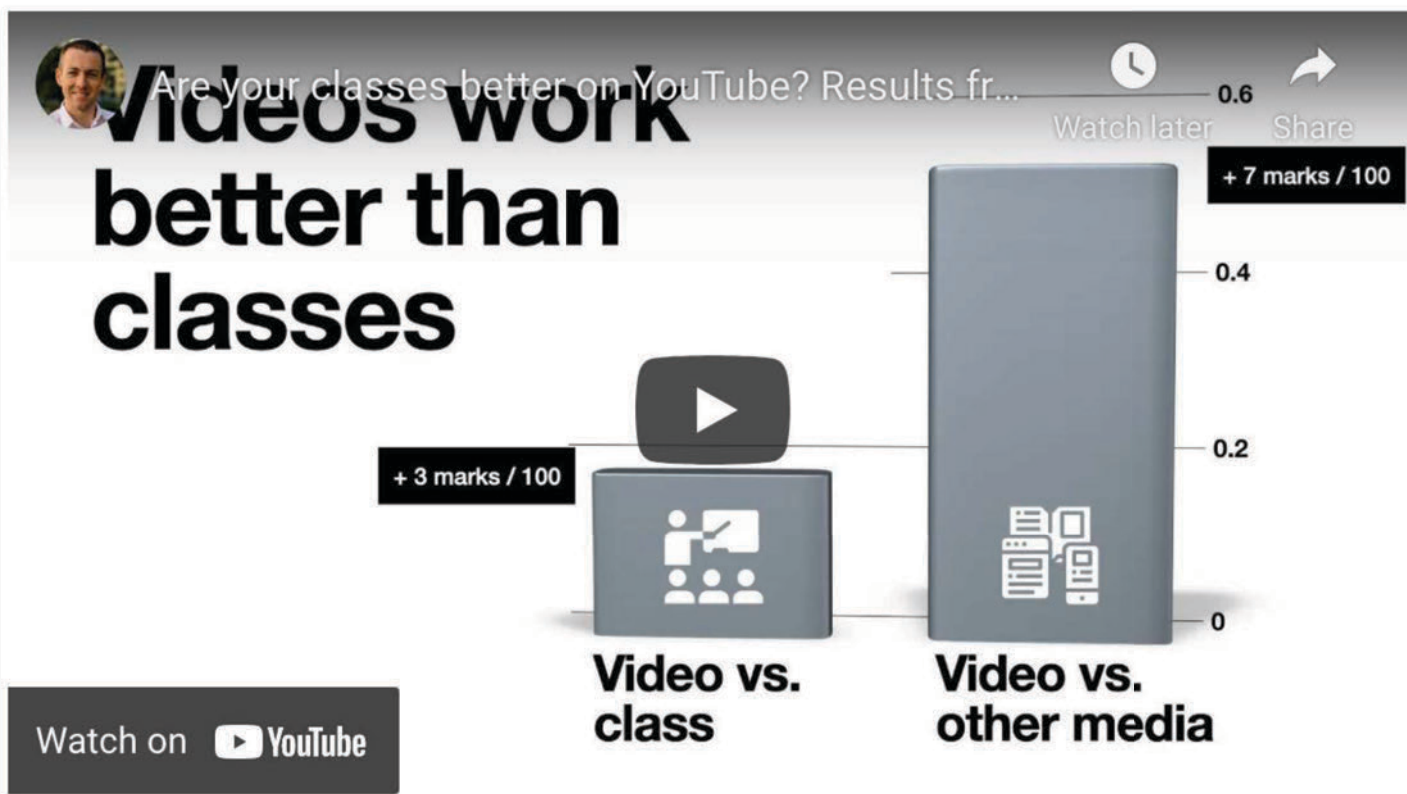




<https://media-and-learning.eu/>

## Yes –Using video can lead to better learning - and here’s the proof!

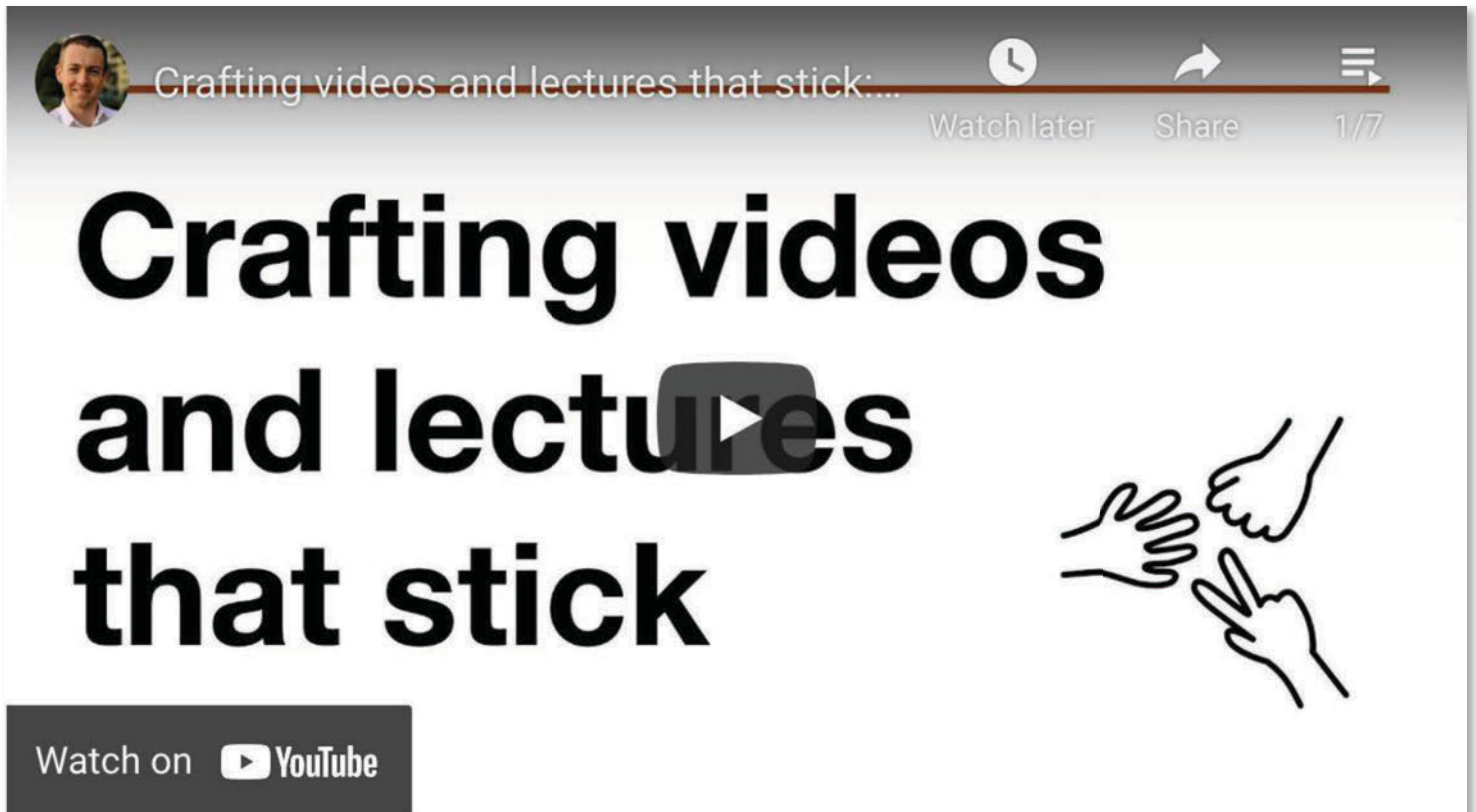
If you’re like us, then many of your colleagues doubt whether media can really be as good for learning as traditional classes. “Surely the interactivity and collaboration of classes trumps the scalability of media” they say. Well, this meta-analysis tested those assumptions by pulling together over 100 studies. It showed that video were not only scalable, but they tend to lead to better learning, even compared to traditional classes.



<https://www.youtube.com/watch?v=mepeRPFv3E>



But how do we design video and media that sticks? As we all know, there's a big difference between well-produced multimedia and lecturers with cheap webcams teaching the way they did in an auditorium. This series of video pulls together a range of meta-analyses, like the one above, but instead of looking at the effects of video overall, they look at the effects of specific design features in video and media. They're a one-stop-shop for designing evidence-based multimedia.



[https://www.youtube.com/watch?v=oMTufqyB5RY&list=PLvSeo4-B-agV3yExA\\_jNderX6g5\\_BsP17](https://www.youtube.com/watch?v=oMTufqyB5RY&list=PLvSeo4-B-agV3yExA_jNderX6g5_BsP17)

## WHAT DO YOU THINK?

*CAN STREAMING VIDEO REALLY LEAD TO BETTER LEARNING?*

*IF SO, AT WHAT COST?*

In what way has your teaching as a media arts instructor changed in a positive direction during the pandemic? What challenges have you and your students faced? Being out of the classroom since June 2019, I'm curious to know. Drop me your thoughts and I'll publish some of your responses in next month's digest. I can use initials, First name, last name initial, pseudonym, or p.o. box. THANKS!

## WE **STILL** WANT TO SHOWCASE YOUR LESSONS AND YOUR STUDENTS' ARTWORK!

Do you have pieces of student media artwork that you would like to be considered for publication in the **NYSMATA** News Digest or on our upcoming **NEW** website? Do you have an effective lesson plan that you would like to share with educators across the state? We want to see what you and your students are creating. **PLEASE INSPIRE US** and **AMAZE US!** We know **YOU CAN DO IT!**

### IMAGE & MEDIA RELEASE FORM REQUIREMENTS for STUDENTS

Digital File Size & Requirements for Student Artwork:

Resolution: 300 ppi

Width (or longest side): Approximately 7 inches

File nomenclature: lastname\_firstname\_title\_grade\_school.tiff

NOTE: If your student's work is HORIZONTAL it may be considered for the cover of our monthly news digest. You will be notified in advance and be asked to provide a short bio and headshot in addition to being given a brief questionnaire for you to give to your student to return.

**If selected as a cover image, will will also be asking for the following:**

Short bio: 12 pt. in WORD or Google Docs

Artist Headshot: Approximately 3" x 4", 300 ppi

Filled-out Questionnaire

**MEDIA RELEASE FORMS** can be found here:

<https://docs.google.com/presentation/d/1JsADmYEOsZ1homnzAop0t2eOQmecfrxzkn7HyGv-K48/edit?usp=sharing>

File nomenclature for the Goggle Form: lastname\_firstname\_school\_teacher.pdf

### SUBMISSION REQUIREMENTS for TEACHERS

See the following link for a lesson plan template : [https://drive.google.com/file/d/14ltVg4kB3jN\\_XI5EH1hS61BMaFNZ6Gpm/view?usp=sharing](https://drive.google.com/file/d/14ltVg4kB3jN_XI5EH1hS61BMaFNZ6Gpm/view?usp=sharing)

**OR** if you would like to write an article about the exciting activities and events you are doing with your students in your classroom, feel free to submit that as well.

**PLEASE SEND ALL SUBMISSIONS TO**

**Stephen Honicki**

[stephen.honicki.nysmata@gmail.com](mailto:stephen.honicki.nysmata@gmail.com)



media arts teachers association



## MEDIA RELEASE FORM

Please type the information  
in the areas below.

### MEDIA RELEASE STATEMENT

I hereby give the New York State Media Arts Teachers Association (NYSMATA) all rights to use and publish my writing, artwork, and identifying information (Name, School, Image, etc.) including the following permissions:

(a) To copyright and publish the art in NYSMATA's own name in conjunction with both digital and print material available to the NYSMATA membership and/or the public.

(b) To use, re-use, re-publish the same in whole or in part, separately or in conjunction with other artwork in any medium or for any purpose whatsoever, including (but not limited to) marketing, promotion, and advertising.

I hereby release and discharge the New York State Arts Teachers Association from any and all claims and demands arising out of or in connection with the use of my information, image, and/or artwork.

The copyright of the artwork remains with the media artist.

I have read the foregoing and fully understand the contents thereof.

### ARTIST CONTRIBUTOR CONSENT

<input type="text"/>	
Name (Last, First, MI)	
<input type="text"/>	
Address	
<input type="text"/>	
City, State, Zip	
<input type="text"/>	
Phone	
<input type="text"/>	
E-Mail	
<input type="text"/>	
Signature	Date

### PARENT CONSENT (students under 18)

<input type="text"/>	
Parent/Guardian Name	
<input type="text"/>	
Address	
<input type="text"/>	
City, State, Zip	
<input type="text"/>	
Phone	
<input type="text"/>	
E-Mail	
<input type="text"/>	
Signature	Date



# nysmata mission statement

---

The media arts are of critical importance to students, reports **NYSMATA**, the New York State Media Arts Teachers Association, since 1991 the state's predominant support and resource for instructors of **photography, video, film, computer art, creative sound, and related media**.

New **media arts learning standards** for k-12 students in New York respond to decades-long recognition of the impact that visual and aural communication – especially in the mass media, have on young minds.

Student media production stimulates **creativity**, fosters **collaboration**, integrates **language arts** skills, and gives students **personal experience** with the **vocabulary and technology**.

The new learning standards specify **visual and sound competencies** required in the 21st century in addition to traditional standards in language arts, mathematics, science, social studies, and physical education.

2020 marks the **6th decade of media arts education** in NYS. It began with the first Film/Media Show in May 1969 in Syracuse. There were 150 participants. The show featured 8mm animated film, reel-to-reel b/w video, and black and white photography. The next year attracted 300. Each subsequent year brought more participants and more sophisticated work as the technology developed. By 2006 there were six Regional Youth Media Arts Shows: Western, Central, Capitol, Lower-Hudson, New York City, and Long Island.

Today a network of partnering schools and institutions enables thousands of students and educators to participate; student works are state-of-the-art, using digital as well as analog technology.

Youth Media Arts Shows often enlist professionals as workshop leaders, presenters, or judges. The often-daylong events are a unique opportunity for students who **exhibit work**, shoptalk among peers, and learn about **career paths** in emerging media. Teachers value the **recognition**, share **cross-disciplinary strategies**, and exchange **best practices**.

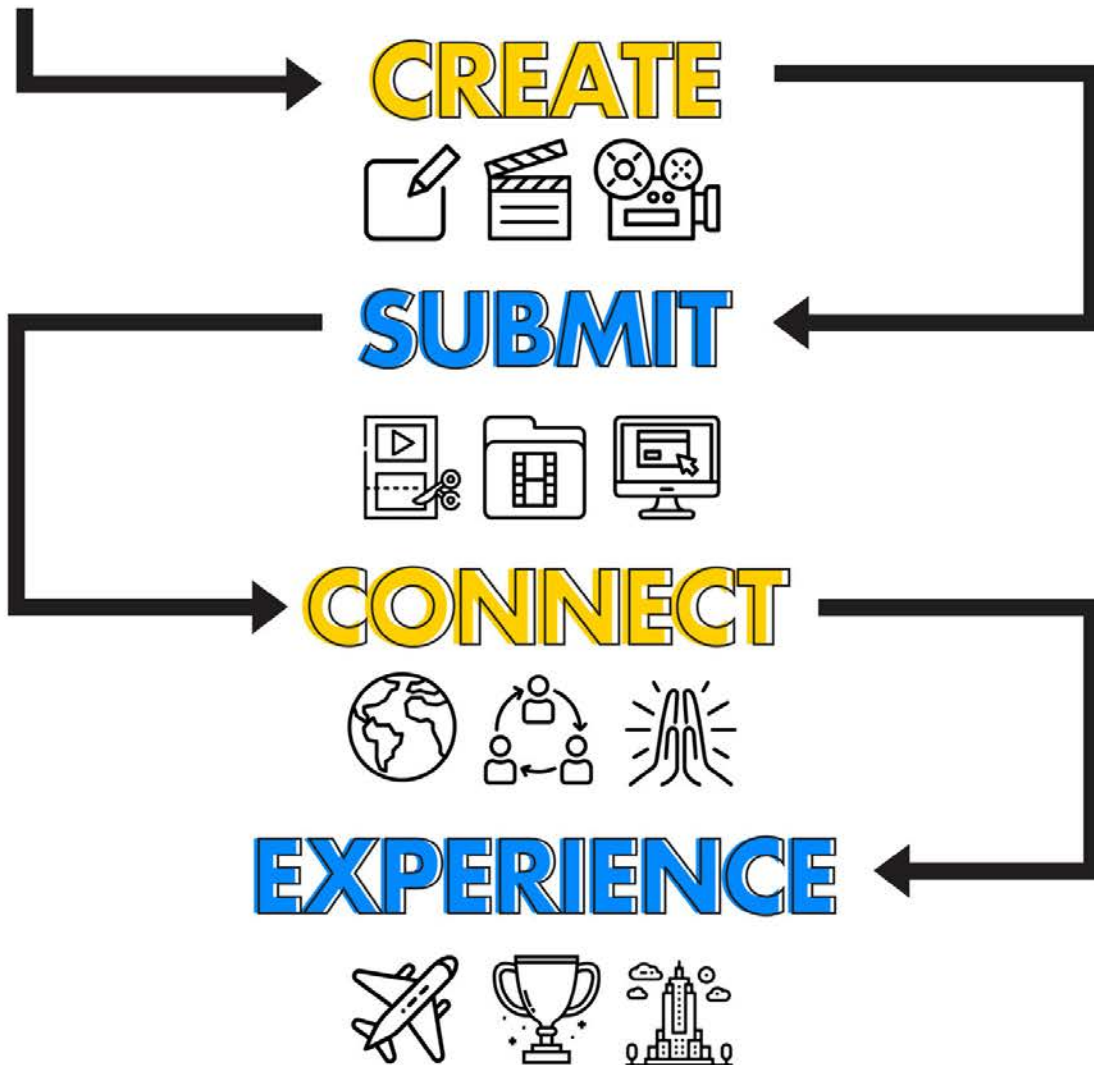
What distinguishes **NYSMATA** is its diversity and inclusivity. We consider ourselves an arts organization, but **we welcome all educators teaching media** in NYS schools regardless of their certification area, especially important in smaller school districts without a discrete Media Arts Department. The English teacher who proposes a podcasting class finds a colleague in the Social Studies teacher covering her school's legacy photography elective; the art teacher experimenting with holography finds peer guidance, and the teacher/video hobbyist tasked with running the school's TV system finds model curricula. We also welcome **industry professionals, school administrators, and parents** committed to **NYSMATA's goals**:

- To bring media arts into the mainstream of elementary and secondary education, recognizing that the media arts are distinct, synthesizing and unifying art forms, important to the development of cognitive and affective growth of young people.
- To promote research and study in and promote patronage of the media arts.
- To encourage cooperation and free interchange of ideas among media artists, teachers, students, cultural organizations and others engaged in all forms of media activities; to hold competitions and exhibitions; to promote the study and improvement of all media art forms; and to establish workshops and conduct lectures.
- To foster appreciation of all the media arts by taking part and sponsoring activities having that end in view.

**NYSMATA** is the only organization that primarily supports the **New York State Summer School of the Media Arts**, a 4-week intensive experience in media-making and learning offered by the State Education Dept. since 1975. **NYSMATA** publicizes the NYSSSA program, alerts teachers and students, and facilitates application.

# ALL AMERICAN HIGH SCHOOL FILM FESTIVAL

OCTOBER 8-10 2021 • NEW YORK CITY



NEVER STOP CREATING

WWW.HSFILMFEST.COM

[hsfilmfest.com](http://hsfilmfest.com)